













GoRev User Guides

Please see the sections below for more information about GoRev and its various modules.








Update History










	GoRev Change Log	GoRev's In-Depth Update Log
---	----------------------------------	-----------------------------

System Basics and Support




	GoRev Installation Tutorial	How to Install GoRev
	GoRev Launcher Installation Tutorial	How to Install GoRev Launcher
	GoRev Server Selection Tutorial	How to Select a Server in GoRev
	GoRev First Time User and Login Tutorial	How to Log into GoRev as a First Time User
	GoRev Navigating Profile Options Tutorial	How to Navigate the Profile Options Module in GoRev
	GoRev Facility Selection Tutorial	How to Select a Facility/Unit in GoRev
	GoRev IT Support Ticket Creation Tutorial	How to Create an IT Support Ticket in GoRev
	GoRev IT Support Ticket Management Tutorial	How to Manage your IT Support Tickets in GoRev
	GoRev IT Remote Support Tutorial	How to Start a Screen Connect Session with a GoRev Support Agent
	GoRev System Requirements	Detailed requirements about Hardware and Software utilized by GoRev
	System Failure	How to report system failures and security breaches.

Registration and Patient Overview






	GoRev Scheduling Appointment Tutorial	How to create a new appointment in the GoRev Scheduling module.
	GoRev New Visit Tutorial	How to Create a New Visit in GoRev
	GoRev Stat Check In Tutorial	How to Perform a Stat Check In for a Patient in GoRev
	GoRev Advanced Search Tutorial	How to Perform an Advanced Search for a Patient in GoRev
	GoRev Adding Worker's Compensation Tutorial	How to Add Worker's Compensation Information to a Patient's Account in GoRev
	GoRev Adding a Physician Tutorial	How to Add a Physician to the GoRev System
	GoRev Navigating Patient Overview Tutorial	How to Navigate the Patient Overview Module in GoRev

	GoRev File Management Tutorial	How to Upload, Remove, and Retrieve Patient Files in GoRev
	GoRev Account Notation Tutorial	How to Utilize the Account Notation Area of the Patient Overview Module in GoRev
	GoRev Multi-Visit Patient Note Application Tutorial	How to Apply A Patient Note to Multiple Patient Visits in GoRev
	GoRev Real Time Eligibility Tutorial	How to Utilize the Eligibility Module in GoRev
	GoRev Patient Payments Tutorial	How to Post, Void, and Refund Patient Payments in GoRev
	Bar Code Charge Capture	A charge capture tool that supports barcode scanning and explosive charging
	GoRev Charge Templates Tutorial	How to Navigate the Charge Templates Module in GoRev
	Collaborative Insurance Group Management (CIGM)	This GoRev module lets you save all details related to a specific groups (aka employer) insurance details including; fully-insured vs self-insured, payment method (UCR, MNRP, MRC2, etc), Plan types (PPO, HMO, POS, etc), Summary Plan Documents, and more
	GoRev Navigating Data Entry Workflow Tutorial	How to Navigate the Data Entry Workflow Module in GoRev





Patient Portal and Electronic Communications

	Patient Portal User Manual	Guide navigating the patient portal from a patient perspective including registering for a visit online, communicating electronically with a provider, and reviewing/paying for balances due
	Provider Portal User Manual	Guide for utilizing the patient portal inbox where registrars, billers, and providers can communicate digitally with patients
	Electronic Patient Statements	Guide for configuration and utilization of the GoRev Electronic patient statements module







Scheduling Settings

	GoRev Scheduling General Settings Tutorial	How to Define the General Settings for the GoRev Scheduling Module
	GoRev Administrative Scheduling Departments Settings Tutorial	How to Define the Departments Settings for the Scheduling Module as an Administrator in GoRev
	GoRev Administrative Scheduling Rooms and Resources Settings Tutorial	How to Define the Rooms and Resources Settings for the Scheduling Module as an Administrator in GoRev
	GoRev Administrative Scheduling Labels Settings Tutorial	How to Define the Labels Settings for the Scheduling Module as an Administrator in GoRev
	GoRev Scheduling Print Templates Settings Tutorial	How to Define the Print Templates Settings for the GoRev Scheduling Module












Laboratory Registration

	GoRev Laboratory New Order Tutorial: Part I	Completing Part 1 of the Laboratory New Order Process in GoRev
	GoRev Laboratory Quick Order Tutorial: Part I	Completing Part 1 of the Laboratory Quick Order Process in GoRev
	Order Workflow	A laboratory order workflow allowing for specimen status tracking, canceling orders and more
	Edit Lab Order	Make changes, or complete, an existing order that was pending





Laboratory Back Office and Testing

	GoRev Laboratory Batch Creation Tutorial	How to Create a Laboratory Batch in GoRev
	Result Overview	When it comes time to review and approve results for delivery to your clients, this is your primary tool.
	Edit Tests	An administrative tool for managing tests and associated cutoffs and coding values
	Quality Control	A data capture and analysis tool used in the monitoring instruments in order to ensure accuracy and quality.
	Waters TQD Integration	A step by step guide to using GoRev Laboratory modules with MassLynx and and the Waters analysis equipment
	Sciex MultiQuant Integration	A step by step guide to exporting test results captured by AB Sciex LCMS equipment and importing them into GoRev

















Billing


	Patient Financials	The financial account summary viewer within GoRev
	Posting	An advanced manual for the posting module with support for importing of 835 EDIs
	Line Item Posting	An advanced manual for the Line Item Posting module with support for importing of 835 EDIs
	GoRev Navigating Posting Workflow Tutorial	How to Navigate the Posting Workflow Module in GoRev
	Reports	A module for delivering of tabular data
	Follow Up System	A module for delivering of tabular data
	GoRev Merging Duplicate Accounts Tutorial	How to Merge Duplicate Patient Accounts in GoRev
	Coding	An advanced module allowing for assisted abstraction of cases in either ICD-9, ICD-10 or both
	GoRev Coding Productivity Tutorial	How to Navigate the Coding Productivity Module in GoRev
	Workflow	User interface in GoRev to track the progress of a patients claim
	Business Intelligence Grades	A report card module grading the billing process on a number of key factors

Reports


	GoRev User Access Reports Tutorial	How to Run User Access Reports in GoRev
	GoRev Patient Details Reports Tutorial	How to Run Patient Details Reports in GoRev
	GoRev Daily Cash Drawer Reports Tutorial	How to Run End of Day Cash Drawer Reports in GoRev
	GoRev Report Scheduling Tutorial	How to Utilize the Report Scheduling Module in GoRev

Administration


	GoRev Patient Statements Administrative Guide	How to maintain all settings related to statement generation
	GoRev Administrative Existing User Management Tutorial	How to Edit Information, Manage Passwords, Terminate, and Delete Existing Users as an Administrator in GoRev
	GoRev Administrative Setting up Restricted Access	How configure a user for restricted information access
	GoRev Administrative Permissions and Groups Tutorial	How to Navigate the Permission and Group Features as an Administrator in GoRev
	GoRev Administrative Team Management Tutorial	How to Navigate the Team Management Feature as an Administrator in GoRev
	GoRev Administrative Insurance Carrier Management Tutorial	How to Add New Insurance Carriers, Edit Existing Insurance Carriers, and Delete Unwanted Insurance Carriers as an Administrator in GoRev.
	GoRev Administrative Plan Management Tutorial	How to Create New Insurance Plans, Edit Existing Insurance Plans, and Delete Unwanted Insurance Plans as an Administrator in GoRev.
	Physician Directory	Configuration tool for creating and maintaining doctors that practice at or refer to the active facility
	GoRev Administrative New Charge Tutorial	How to Create a New Charge as an Administrator in GoRev.
	GoRev Administrative Explosive Charge Tutorial	How to Create an Explosive Charge as an Administrator in GoRev.
	GoRev Administrative Charge Master Tutorial	How to Navigate the Charge Master Module as an Administrator in GoRev
	Preference Card Designer	A tool for creating preference cards for use in physician specific operation customization and charging
	Charts	Configuration tool for defining digital document templates that can be printed or exported to PDF based on data from a patient chart
	Locations	Configuration tool for defining physical location and billing details of the Facility or offsite locations
	Lookup Tables	A configuration tool for editing option lists used in various places throughout GoRev
	Batching	Patient statement and insurance claim batch generator

	VisitStatus	A tool to create and edit visit statuses
---	-----------------------------	--


Automated Data Importing

	Data Import Utilities	A set of utilities that are used to import data from CSV files in specific formats into a GoRev facility database
---	---------------------------------------	---

Denial Management Guides

	Denial Management	A guide by CAS code on how to respond to and resolve insurance carrier denials.
---	-----------------------------------	---

Payer Specific Modules

	BCBS Emergent Tracking Texas	A module designed to assist out of network ER providers with monitoring BCBS' policy of denying cases that do not meet what they consider to be medical necessity
---	--	---

From:
<https://wiki.gorev.com/> - **GoRev Documentation**

Permanent link:
<https://wiki.gorev.com/doku.php?id=public:gorev:start>

Last update: **2019/11/07 16:12**

